

Type:	Fiber optic closure, thermo-mechanical type	
PN:	FOBP-M-xx, see ordering informations	REV: 1.7
Date:	20.06.2018	AŁ
Modification:	08.05.2019	DP

Distribution fiber

FIBRAIN FOBP fiber optic closure, thermo-mechanical type of ports seals



DESCRIPTION:

Fibrain FOBP fiber optic closure is the element which is used to connect and protect the fiber optic connections in different applications. FOBP-M series of the closure is characterized by the hybrid construction of the base – base is equipped with thermally sealed cable entry ports and ports with mechanical seals. The fiber optic closures are specifically designed for connecting optic routes as well for branchings. Fibrain FOBP closure can be places in aerial application or wall-mounted in the manholes. FOBP thermo-mechanical closure is equipped with 2 round mechanical ports which can be equipped with inserts that multiply the number of entered cables, 4 round ports for single cable with max. diameter Ø20 mm and one oval entrance for uncut cable. Seal variants (inserts) for mechanical ports are available in several variants – with a strictly defined diameter and number of cable entries and also membrane type insert for aerial application, which allows entered cables with different diameters (max. diameter for single entered cable Ø24 mm). Depending on the size the fiber optic closure capacity is up to 144 or 288 fibers. FOBP closure can be equipped with adapters panel (9x SC SX for 144F, 18x SC SX for 288F closure). The closure can be widely used in all types of FTTx telecommunications system architecture.

APPLICATION:

Nodal points of fiber optic networks,
Distribution points of fiber optic closure,
FTTx networks.

FEATURES AND BENEFITS:

Capacity up to 288 fibers,
Leakproofness of mechanic and thermic ports,
Possibility of placing single line cables,
Possibility of placing uncut cables,
Aerial or inside a manhole mounting,
Inserts for mechanical ports available in several variants,
Built-in organizer for fiber optic tubes,
Possibility of mounting Alubox splitters
(1:4, 1:8 – mounted in splice tray or dedicated handle (1szt),
1:16 – mounted in dedicated handle).

TECHNICAL SPECIFICATION:

Technical data:	FOBP-144	FOBP-288
Max. number of fibers	144	288
Max. number of splices	144	288
Max. number of splice trays	12	24
Max. capacity of splice tray	12	
Range of cable diameter for 2 mechanical ports	3-6mm, 4,5-6,5mm, 6-8mm, 8-10mm, flat 8.3x4.6mm, 2-20mm	
Max. quantity of cable per one mechanic port	4 (insert: 3-6mm, 6-8mm, 8-10mm, flat 8.3x4.6mm), 6 (insert 4,5-6,5mm), X* (membrane type insert 2-20mm)	
Range of cable diameter for 4 round thermic ports [mm]	6 - 20	
Range of cable diameter for a thermic oval port [mm]	8 - 25	
Max. quantity of cable installed	17*	
Dimensions [mm]	293x438x162	293x568x162
Leakproofness of ports	Mechanic and thermic	
Type of entrance cables	Duct cable, aerial cable	
Operation temperature	-40°C - +70°C	
IP protection	IP68	
Pull box compatibility:		
-minimum chamber diameter [mm]	240	
-minimum chamber depth [mm]	350	

*while membrane type insert is used maximum number of cables depends on the diameter of the cable inserted




Type:	Fiber optic closure, thermo-mechanical type	
PN:	FOBP-M-xx, see ordering informations	REV: 1.7
Date:	20.06.2018	At
Modification:	08.05.2019	DP

Distribution fiber

EQUIPMENT:











Elements	Qty
Dome of the fiber optic closure	1 pcs
Base of the fiber optic closure	1 pcs
Internal cable organiser	1 pcs
Clamp	1 pcs
Installation clamps	2 pcs
Seal	1 pcs
Splice trays holder	1 pcs
Splice tray SCM-B-12H-WH	1 pcs
Seal kit for thermic ports FOBP.U1	1 pcs
Wall-mounting adapter	1 pcs
Accessories set (clip with glue, sand paper, aluminium tape, insulating tape, cable ties)	1 pcs
Velcro tapes for cable tubes arrangement, width 16 mm	20 cm
Membrane type inserts for mechanical ports	2 pcs

ADDITIONAL EQUIPMENT:

	Splice tray	SCM-B-12H-WH
	Splice trays holder (capacity up to 4x SCM-B-12H-WH)	SCM-B-H-WH
	Adapters – SC SX/E2000 SX	A101-xx, ADR-xx
	Splitters	FPLC-xx in AluBox housing
	Pigtails	G-xx
	Cable reserve frame	SZ-D-FOBP-ZN-P
	Bottom mounting holder for cable reserve frame	UMD-SZ-D-FOBP-ZN-P

Type:	Fiber optic closure, thermo-mechanical type	
PN:	FOBP-M-xx, see ordering informations	REV: 1.7
Date:	20.06.2018	AŁ
Modification:	08.05.2019	DP

Distribution fiber

	Multiplication insert for mechanical port 4x 3-6mm	FOBP.MPI.3-6.BL
	Multiplication insert for mechanical port 4x 6-8mm	FOBP.MPI.6-8.BL
	Multiplication insert for mechanical port 4x 8-10mm	FOBP.MPI.8-10.BL
	Multiplication insert for mechanical port 4x 8,3-4,6mm	FOBP.MPI.8.3-4.6.BL
	Multiplication insert for mechanical port 6x 4,5-6,5mm	FOBP.MPI.4.5-6.5.BL
	Membrane type inserts for mechanical ports	FOBP.MPI.MT.BL
	Accessories set (clip with glue, sand paper, aluminium tape, insulating tape, cable ties)	FOBP.AS
	Adapter panel 9x SC SX for 144F closure	FOBP.AP.09
	Adapter panel 18x SC SX for 288F closure	FOBP.AP.18
	Seal kit for thermic ports, heatshrinks for oval ports and 4 pcs for round ports for 20 mm cable diameter	FOBP.U1

ORDERING INFORMATION:

FOBP-MA-XY-BBCDE-ZFFGHI-JJKLM-NOP-RST-U

Ordering syntax

A – Closure size

1 – 144 splices
2 – 288 splices

X – Insert type in 1st mechanical port

1 – membrane insert for aerial application
2 – 3-6 mm
3 – 6-8 mm
4 – 8-10 mm
5 – 8.3x4.6 mm (flat cable Aero DF)
6 – 4,5-6,5mm

Y – Insert type in 2nd mechanical port

1 – membrane insert for aerial application
2 – 3-6 mm
3 – 6-8 mm
4 – 8-10 mm
5 – 8.3x4.6 mm (flat cable Aero DF)
6 – 4,5-6,5mm

Type:	Fiber optic closure, thermo-mechanical type	
PN:	FOBP-M-xx, see ordering informations	REV: 1.7
Date:	20.06.2018	AŁ
Modification:	08.05.2019	DP

Distribution fiber

BB – Splice trays qty
C – splice tray cover

D – Splice trays holder qty
E – Splice protectors

Z – Adapter panel

FF – Adapters qty
G – Adapters grade

H – Adapters type

I – Transmission

JJ – Pigtail qty
K – Connector type

L – Pigtail grade
M – Fiber type

N- Pneumatic volve

O - Grounding line

P – cable reserve frame

R – Splitters qty 1:4
S – Splitters qty 1:8
T – Splitters qty 1:16

U – Bottom mounting holder

- 1 -12 (@144F closure), 1 - 24 (@288F closure)
- 1 – cover on first (top) splice tray
- 2 – cover on all splice trays
- 1-3 (@144F closure), 1-6 (@288F closure)
- 0 – without
- 1 – in equipment (quantity consistent with the splice trays and their capacity)
- 0 – without
- 1 – 9 x SC SX (for 144F closure)
- 2 – 18 x SC SX (for 288F closure)
- 1-9 (@144F closure), 1-18 (@288F closure)
- 1 – Standard One-Piece
- 2 – Premium One-Piece with internal shutter
- 1 – SC/PC
- 2 – SC/APC
- 3 – E2000/PC
- 4 – E2000/APC
- 1 – SM
- 2 – MM
- 1-18
- 1 – SC/PC
- 2 – SC/APC
- 3 – E2000/PC
- 4 – E2000/APC
- G – Gold
 - A – G.652D
 - B – G.655
 - C – G.656
 - D – G.657A1
 - E – G.657A2
 - F – G.657B2
 - G – G.657B3
 - H – MM OM1
 - I – MM OM2
 - K – MM OM3
 - L – MM OM4
- 0 – without
- 1 – in equipment, non-mounted
- 2 – in equipment, mounted
- 0 – without
- 1 – in equipment
- 0 - without
- 1 – in equipment
- 0 - 24
- 0 - 24
- 0 -1
- 0 – without
- 1 – in equipment, mounted

Important notice

Buyer and/or user of this product has to make sure before using this product that it is suitable for the intended use. All questions of liability relating to this product are subject – in accordance with the prevailing – to the Terms of Sale of the selling Fibrain subsidiary.

